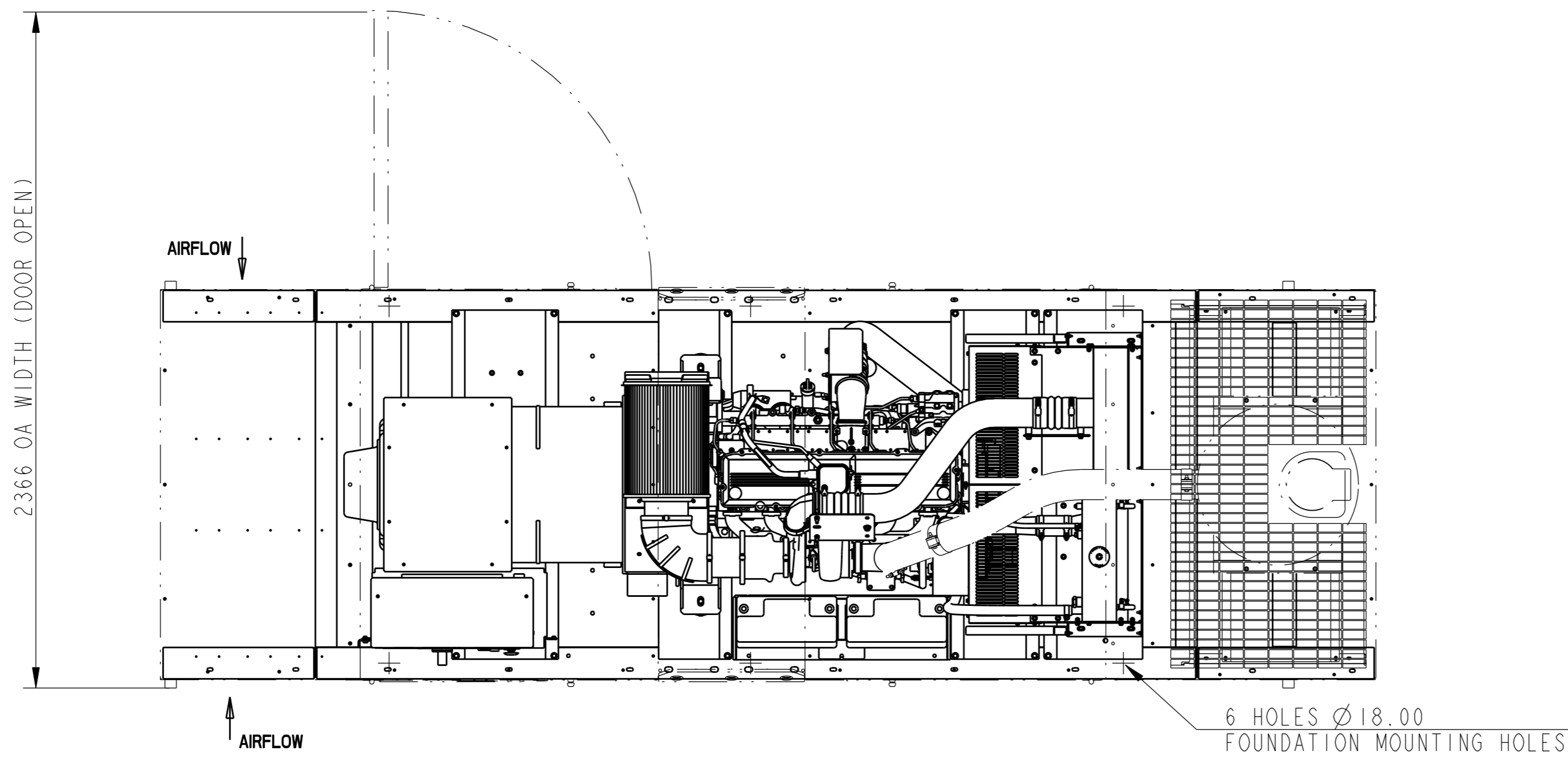
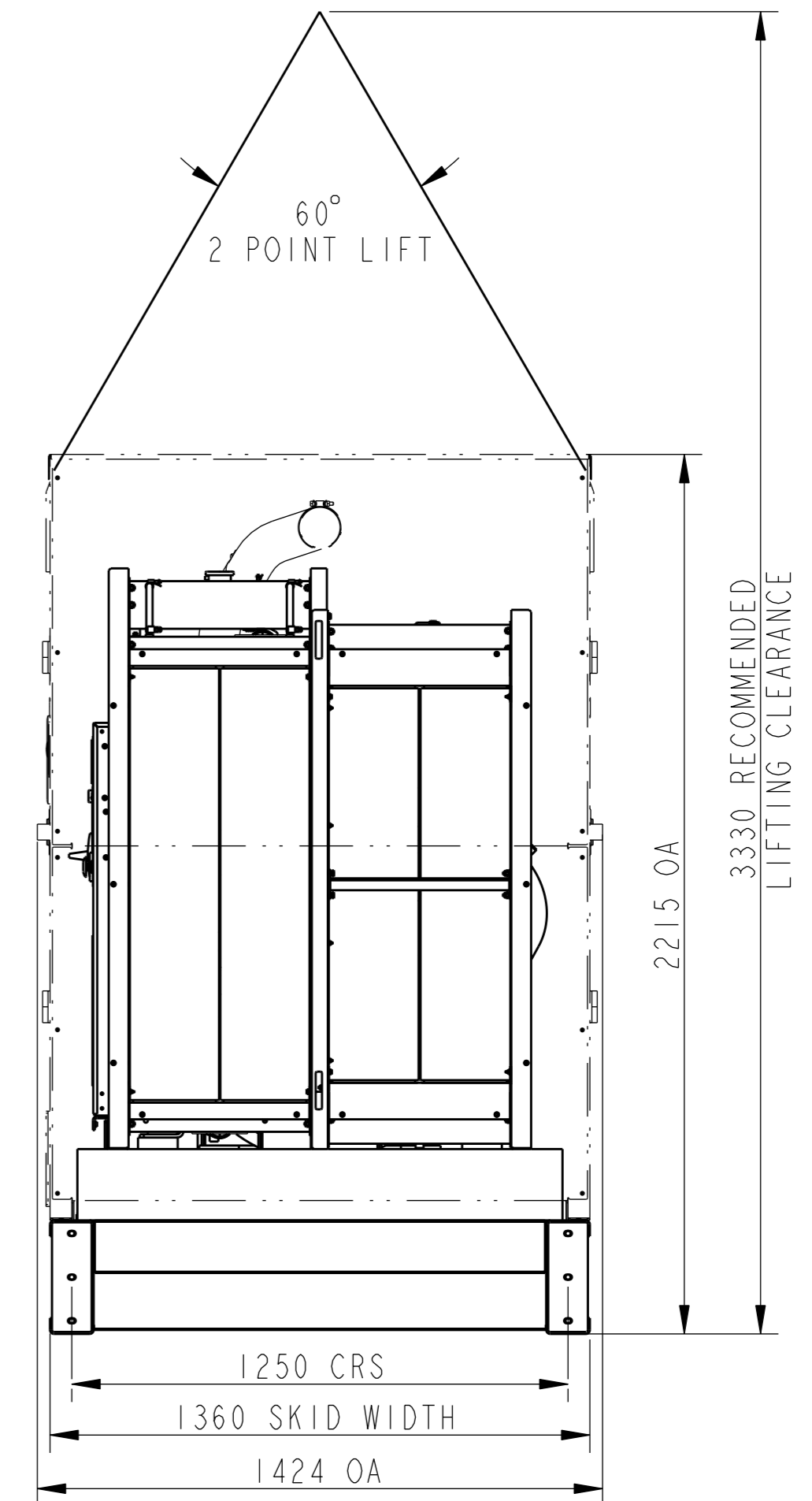
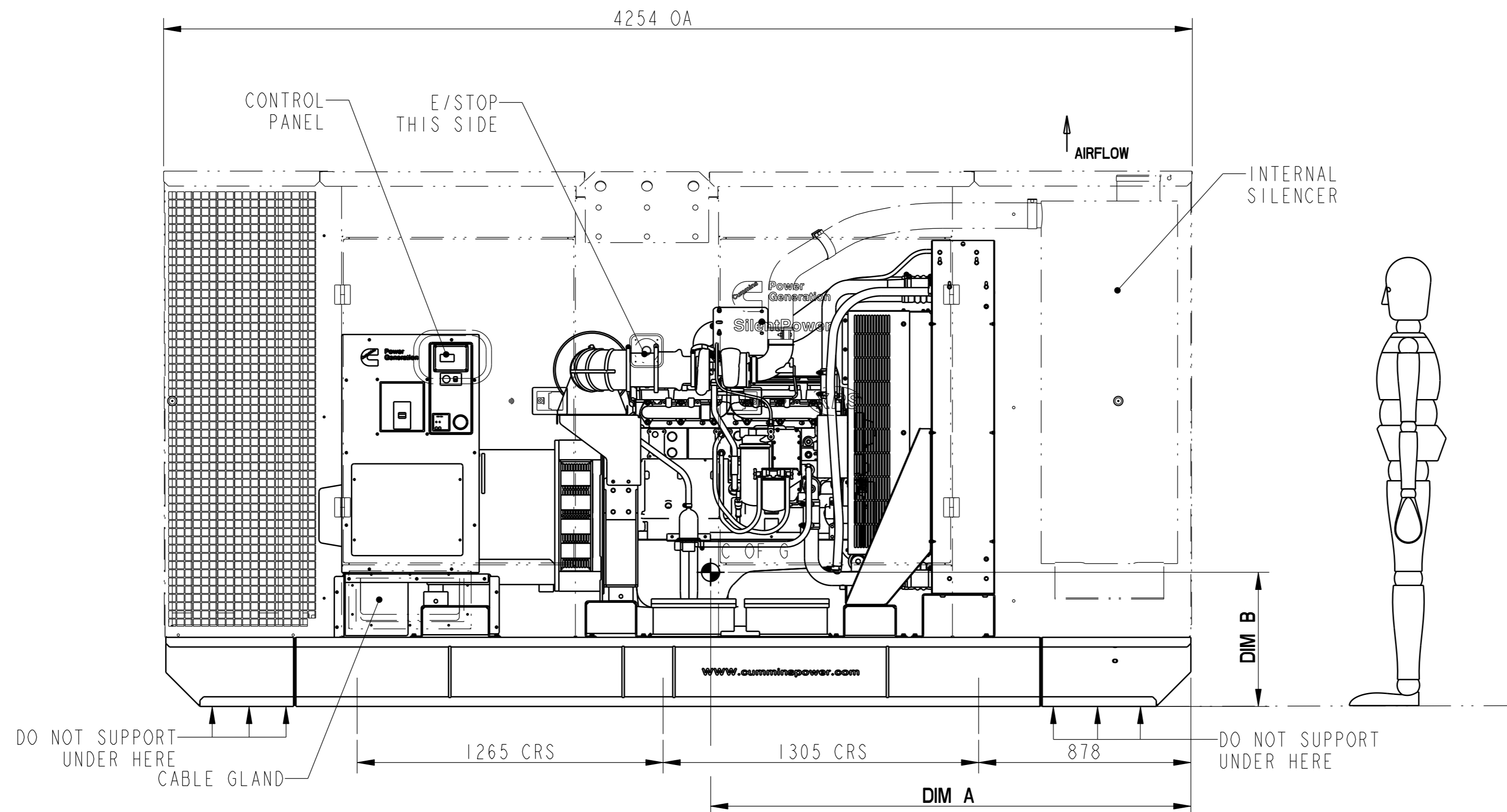


| REL NO | LTR | NO | REVISION | ZONE | DR | CHR | APPROVED | DATE |
|----------|-----|----|--------------------|------|----|-----|-----------|----------|
| ERK12403 | A | 1 | PRODUCTION RELEASE | - | NU | JM | M BARGENT | 02-02-06 |
| ERK13053 | B | 1 | VISUALLY UPDATED | - | NU | JM | M BARGENT | 26/05/06 |



INSTALLATION NOTES :-

- PLEASE ALLOW THE FOLLOWING PARAMETER CLEARANCES AROUND THE ENCLOSURE SIDE (INC OPEN DOORS) 500mm ABOVE THE CANOPY 1000mm
- PLEASE REFER TO MANUAL FOR 2 POINT LIFTING INSTRUCTIONS
- TERMS AND CONDITIONS CAN BE FOUND AT THE FOLLOWING :- WWW.CUMMINSPOWER.COM/TERMS



| MODEL | ENGINE | ALTERNATOR | DRY WEIGHT | WET WEIGHT | WET WEIGHT WITH FUEL | C OF G DIM A | C OF G DIM B |
|---------------|--------|------------|------------|------------|----------------------|--------------|--------------|
| C275D5/C250D6 | QSL9G5 | UCD274K | 3872 | 3924 | 4511 | 1792 | 664 |
| C275D5/C250D6 | QSL9G5 | HC4D | 4095 | 4147 | 4734 | 1823 | 666 |
| C300D5/C275D6 | QSL9G5 | HC4D | 4095 | 4147 | 4734 | 1823 | 666 |
| C330D5/C300D6 | QSL9G5 | HC4D | 4095 | 4147 | 4734 | 1823 | 666 |
| C330D5/C300D6 | QSL9G5 | HC4E | 4175 | 4227 | 4814 | 1835 | 668 |

| | | | | | | | | |
|---------------------------|--|---|------------------|----------|---|---|------------------|--------------|
| DO NOT SCALE PRINT | TOLERANCE UNLESS STATED ALL DIMENSIONS IN MM | SIM TO | NAME | DATE | | CUMMINS POWER GENERATION COLUMBUS AVENUE, MANSTON, RAMSGATE KENT, CT12 5BF, ENGLAND, UK | | |
| | DIM X ± 3 X.X ± 1 X.XX ± 0.5 | COPY TO FROM: THIRD ANGLE PROJECTION | DRAWN N.ULLAH | 01-02-06 | | | | |
| ANG TOL ± 1.0° | 0.00 - 4.99 +0.15/-0.06 5.00 - 9.99 +0.20/-0.10 10.00 - 24.99 +0.25/-0.13 25.00 - 24.99 +0.30/-0.13 | THIS DOCUMENT IS THE PROPERTY OF CUMMINS POWER GENERATION. IT CONTAINS PROPRIETARY AND CONFIDENTIAL INFORMATION WHICH MUST NOT BE REPRODUCED, USED OR DISCLOSED OTHER THAN EXPRESSLY AUTHORIZED BY CUMMINS POWER GENERATION OR IT'S REPRESENTATIVE. | CHECK J.MATTHEWS | 02-02-06 | SITE CODE | ENCLOSURE OUTLINE | | |
| DRAWN TO SCALE OF: 1:15 | | | APPR M.BARGENT | 02-02-06 | FOR INTERPRETATION OF DIMENSIONING AND TOLERANCING, SEE BS 308 PART 2 | PGK | DWG NO 0500-4478 | SHEET 1 OF 1 |